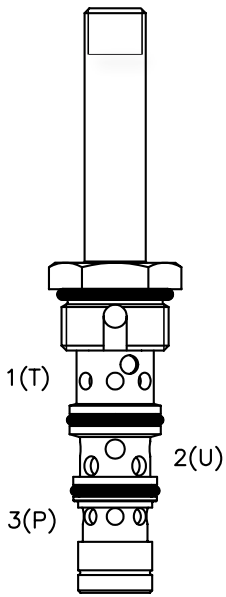


EG-TRZ-42-L PILOT OPERATED PROPORTIONAL, PRESSURE REDUCING/RELIEVING



DESCRIPTION

Special cavity, 7/8-14 thread, pilot operated proportional pressure reducing/relieving valve.

OPERATION

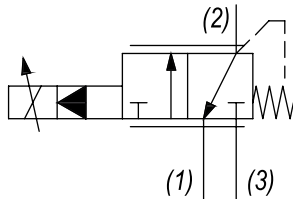
The EG-TRZ-42-L generates a variable pressure in response to a PWM (Pulse Width Modulated) current signal. With no current applied to the proportional solenoid, the inlet port 3 (P) is blocked and the regulated port 2 (U) is vented to port 1 (T).

As current is increased, fluid pressure is proportionally controlled at the regulated port 2 (U). On attainment of proportionally determined pressure at 2 (U), the cartridge shifts to block flow at 3 (P), thereby regulating pressure at 2 (U). In this mode, the valve also will relieve 2 (U) to 1 (T) at a variable value over the set reducing pressure.

FEATURES

- Hardened parts for long life.
- Efficient wet-armature construction.
- Unitized valve/coil.
- Continuous duty rated solenoid.

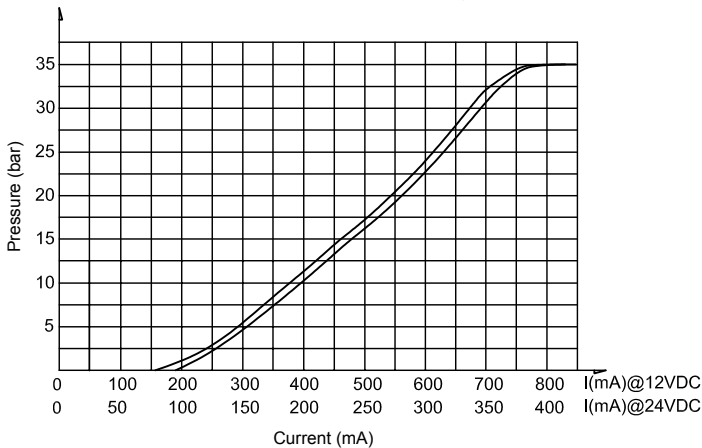
HYDRAULIC SYMBOL



PERFORMANCE

Pressure vs. Current characteristic

Inlet pressure 36 bar, Oil viscosity 46 cSt @ 45°C



VALVE SPECIFICATIONS

Nominal Flow	7.9 GPM (30 LPM)
Max Inlet Pressure	700 PSI (50 bar)
Controlled Pressure Range	(see graph)
Max Internal Leakage	700 cc/min @ 50 bar
Max Back-Pressure at T Port	20 bar
Viscosity Range	36 to 3000 SSU (3 to 647 cSt)
Filtration	ISO 18/15/13
Media Operating Temp. Range	-30°C / +100°C
Weight	.63 lbs (.29 kg)
Operating Fluid Media	General Purpose Hydraulic Fluid
Cartridge Torque Requirements	16 ft-lbs (30 Nm)
Coil Nut Torque Requirements	1-2 ft-lbs (2-3 Nm)
Cavity	T042
Cavity Tools Kit (form tool, reamer, tap)	K-T042

COIL SPECIFICATIONS

Current Supply Characteristics	PWM (Pulse Width Modulation)
Rated Current Range	100-1000 mA with 12 VDC Coil 50-500 mA with 24 VDC Coil
PWM or Super-Imposed	
Dither Frequency	150-200 Hz
Coil Resistance	7.8 Ohm ±5% at 68°F (20°C) 12 VDC 32 Ohm ±5% at 68°F (20°C) 24 VDC
Max Power Consumption	18 Watt

WARNING: the specifications/application data shown in our catalogs and data sheets are intended only as a general guide for the product described (herein). Any specific application should not be undertaken without independent study, evaluation, and testing for suitability.

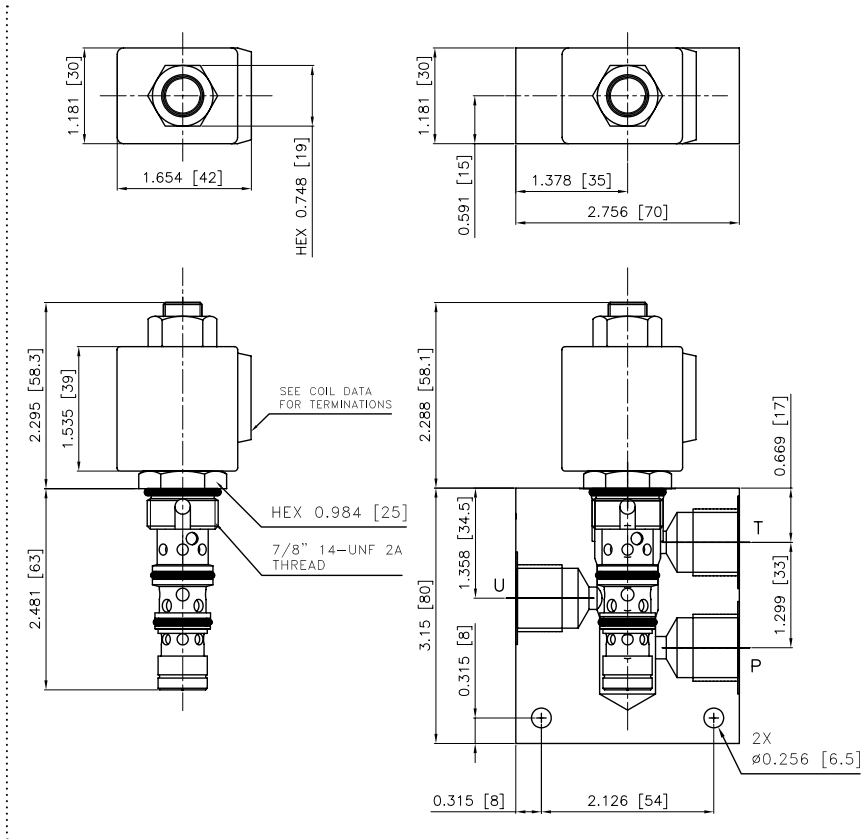
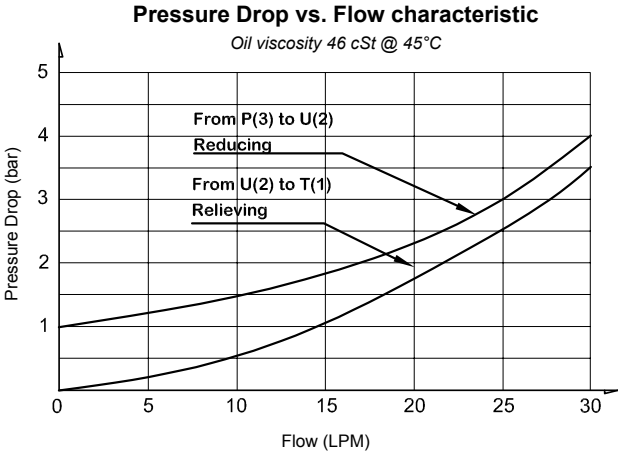


4484 Boeing Drive Rockford, IL 61109 • USA • Phone +1 (815) 397-6628 • Fax +1 (815) 397-2526
mail: delta@delta-power.com • www.delta-power.com



Via Malavolti, 36 • 41122 Modena • ITALY • Phone +39 (059) 254895 • Fax +39 (059) 253512
mail: tecnord@tecnord.com • www.tecnord.com

DIMENSIONS



ORDERING INFORMATION

Approximate Coil Weight: .42 lbs (.19 kg)

EG-TRZ-42-L	-	-	-	-	-
MAX REGULATED PRESSURE	OPTIONS	"A" COIL TERMINATION	VOLTAGE	BODIES	
35 bar	00 - Buna Standard A0 - Buna Screen	DL - Double Lead HC - DIN 43650 (Hirschmann) JT - AMP Jr. Timer DT - Deutsch DT04-2P	12 - 12 VDC 24 - 24 VDC	Blank - Without body N - 3/8" BSP Ports	

W 9 / 2020

WARNING: the specifications/application data shown in our catalogs and data sheets are intended only as a general guide for the product described (herein). Any specific application should not be undertaken without independent study, evaluation, and testing for suitability.



4484 Boeing Drive Rockford, IL 61109 • USA • Phone +1 (815) 397-6628 • Fax +1 (815) 397-2526
mail: delta@delta-power.com • www.delta-power.com



Via Malavolti, 36 • 41122 Modena • ITALY • Phone +39 (059) 254895 • Fax +39 (059) 253512
mail: tecnord@tecnord.com • www.tecnord.com