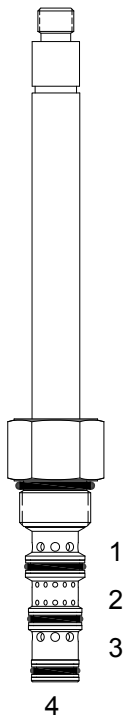


PQ-S4M DIRECT ACTING SPOOL, 4 WAY 3 POSITION, MOTOR CENTER



DESCRIPTION

8 size, 3/4-16 thread, "Power" series, solenoid operated, 4 way 3 position, motor center spool valve.

OPERATION

When de-energized the PQ-S4M allows flow between (1), (3) and (4), blocks flow at (2). When outer coil (S1) is energized the valve allows flow from (2) to (1) and from (3) to (4). When inner coil (S2) is energized the valve allows flow from (2) to (3) and from (1) to (4).

OPERATION OF MANUAL OVERRIDE OPTION: push Only Override - Spring biased in neutral center position, when pushed the valve shifts in the (S2) direction.

FEATURES

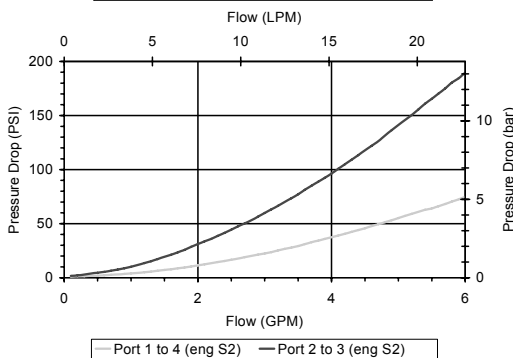
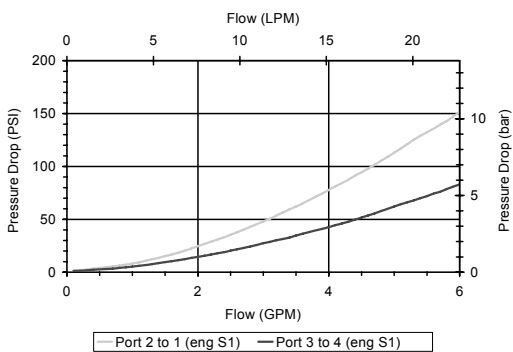
- Hardened parts for long life.
- Efficient wet-armature construction.
- Cartridges are voltage interchangeable.
- Industry common cavity.
- Optional manual "push only" override.
- Unitized, molded coil design.
- Continuous duty rated solenoid.
- Optional coil voltages and terminations.
- Optional "I" Coil: Weatherproof, Thermal Shock, Immersion Safe.



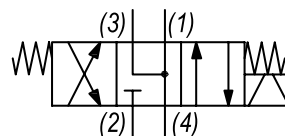
Uses "V" coils. "OP" override is a push only non-detented button that actuates (S2) direction.

PERFORMANCE

Actual Test Data (Cartridge Only)



HYDRAULIC SYMBOL



VALVE SPECIFICATIONS

Nominal Flow	5 GPM (19 LPM)
Rated Operating Pressure	3000 PSI (207 bar)
Typical Internal Leakage (150 SSU)	5 cu in/min (82 ml/min) per path
Viscosity Range	36 to 3000 SSU (3 to 647 cSt)
Filtration	ISO 18/16/13
Media Operating Temp. Range	-40° to 250°F (-40° to 120°C)
Weight	.42 lbs (.19 kg)
Operating Fluid Media	General Purpose Hydraulic Fluid
Cartridge Torque Requirements	25 ft-lbs (34 Nm)
Coil Nut Torque Requirements	4-6 ft-lbs (5.4-8.1 Nm)
Cavity	POWER 4W
Cavity Tools Kit	
(form tool, reamer, tap)	40500029
Seal Kit	21191108

WARNING: the specifications/application data shown in our catalogs and data sheets are intended only as a general guide for the product described (herein). Any specific application should not be undertaken without independent study, evaluation, and testing for suitability.

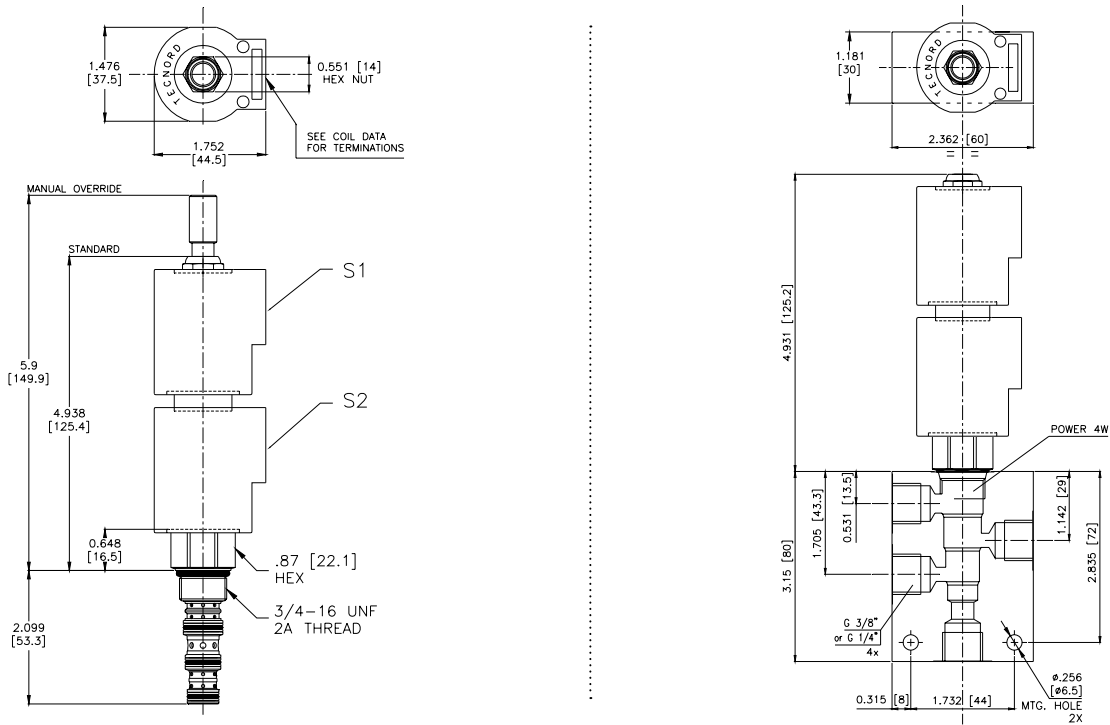


4484 Boeing Drive Rockford, IL 61109 • USA • Phone +1 (815) 397-6628 • Fax +1 (815) 397-2526
 mail: delta@delta-power.com • www.delta-power.com



Via Malavolti, 36 • 41122 Modena • ITALY • Phone +39 (059) 254895 • Fax +39 (059) 253512
 mail: tecnord@tecnord.com • www.tecnord.com

DIMENSIONS



ORDERING INFORMATION

Approximate Coil Weight: .56 lbs (.25 kg)

PQ-S4M

- OPTIONS**
- Buna Standard **00**
 - Viton Standard **V0**
 - Buna, Push Only Override **0P**
 - Viton, Push Only Override **VP**

- BODIES**
- Blank Without Body
 - N** 1/4" BSP Ports
 - N1** 3/8" BSP Ports
 - S** #6 SAE Ports

- VOLTAGE** (other voltages available on request)
- 12** 12 VDC
 - 24** 24 VDC
 - 22** 220 VAC without internal rectifier

"V" COIL TERMINATION
(All DC Except as Noted)

DL Double Lead
(several types of termination can be attached on leads on request)

HC DIN 43650 (Hirschmann) - (AC&DC)
DI Deutsch - Integral DT04-2P

IMMERSION PROOF "D" TYPE

- DIA** "I" Coil AMP Superseal - Integral
- DID** "I" Coil Deutsch - Integral DT04-2P
- DIJ** "I" Coil AMP Jr. Timer - Integral
- DIM** "I" Coil Metri-Pack - Integral

W 9 / 2020

WARNING: the specifications/application data shown in our catalogs and data sheets are intended only as a general guide for the product described (herein). Any specific application should not be undertaken without independent study, evaluation, and testing for suitability.



4484 Boeing Drive Rockford, IL 61109 • USA • Phone +1 (815) 397-6628 • Fax +1 (815) 397-2526
mail: delta@delta-power.com • www.delta-power.com



Via Malavolti, 36 • 41122 Modena • ITALY • Phone +39 (059) 254895 • Fax +39 (059) 253512
mail: tecnord@tecnord.com • www.tecnord.com