

**EE-PRD 2 WAY NORMALLY OPEN, PROPORTIONAL RELIEF VALVE**

**DESCRIPTION**

10 size, 7/8-14 thread, "Delta" series, solenoid operated, 2 way normally open, hydraulic relief valve.

**OPERATION**

The EE-PRD blocks flow from (2) to (1) until sufficient pressure is present at (2) to offset the electrically induced solenoid force. Can be infinitely adjusted across a prescribed range using a variable electric input.

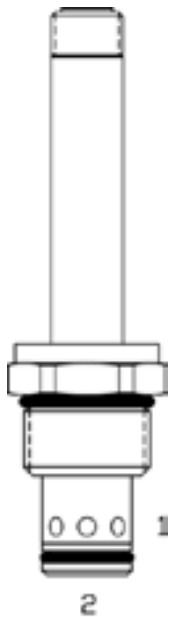
Pressure output is proportional to DC current input. This valve is intended for use as a pressure limiting device in demanding applications.

With no current applied to the solenoid, the valve will free flow from (2) to (1) at approximately 50 PSI.

*Note: backpressure on port (1) becomes additive to the pressure setting at a 1:1 ratio.*

**FEATURES**

- Efficient wet-armature construction.
- Cartridges are voltage interchangeable.
- Industry common cavity.
- Unitized, molded coil design.
- Continuous duty rated solenoid.
- Optional coil voltages and terminations.

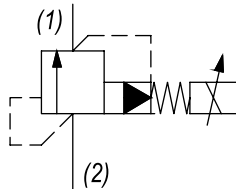


*If low voltage is expected on the machine, 12 or 24 volt systems will require the use of 10 volt or 20 volt coils respectively. Consult Factory for availability of these coil options.*

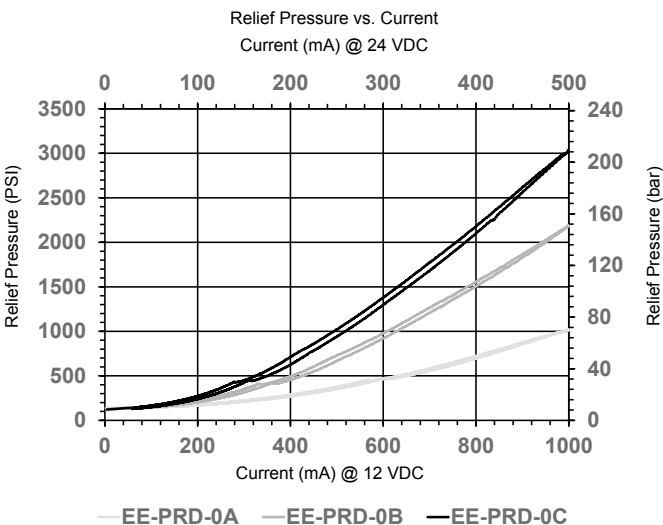


*For best performance valve must be purged of air. Locate below reservoir or add check valve to return. Recommended vehicle installation is Tube Up or Horizontal after purging. Fastest purging position during bleed/start-up is with tube up. PWM frequency: 100-200 Hz (200 Hz recommended). For lower minimum or other ranges consult factory.*

**HYDRAULIC SYMBOL**



**PERFORMANCE**



**VALVE SPECIFICATIONS**

Nominal Flow	0-20 GPM (0-76 LPM)
Operating Range	50-3000 PSI (3-207 bar)
Typical Hysteresis	5%
Viscosity Range	36 to 3000 SSU (3 to 647 cSt)
Filtration	ISO 18/16/13
Media Operating Temp. Range	-40°C to 250°F (-40°C to 120°C)
Weight	.30 lbs (.13 kg)
Operating Fluid Media	General Purpose Hydraulic Fluid
Cartridge Torque Requirements	30 ft-lbs (40.6 Nm)
Coil Nut Torque Requirements	4-6 ft-lbs (5.4-8.1 Nm)
Cavity	DELTA 2W
Cavity Tools Kit	
(form tool, reamer, tap)	40500000
Seal Kit	21191202

**WARNING:** the specifications/application data shown in our catalogs and data sheets are intended only as a general guide for the product described (herein). Any specific application should not be undertaken without independent study, evaluation, and testing for suitability.

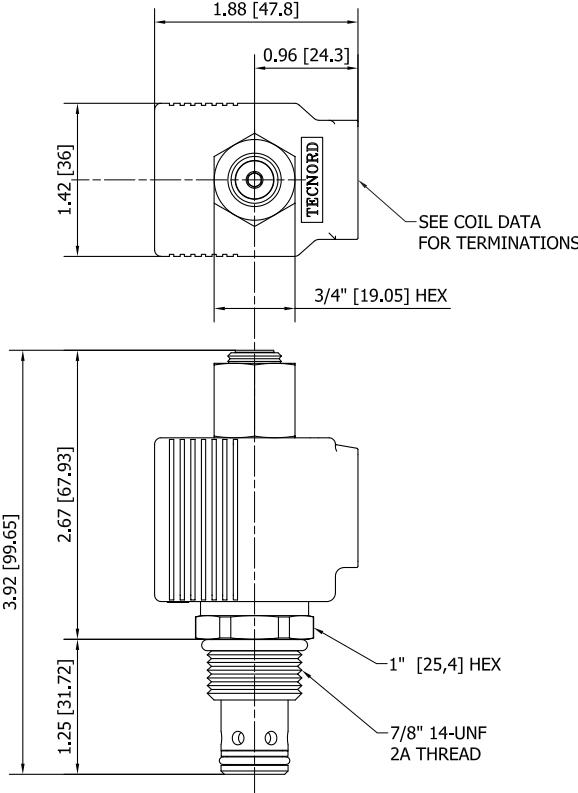
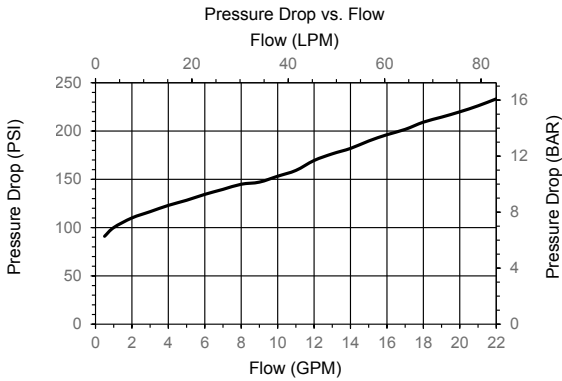
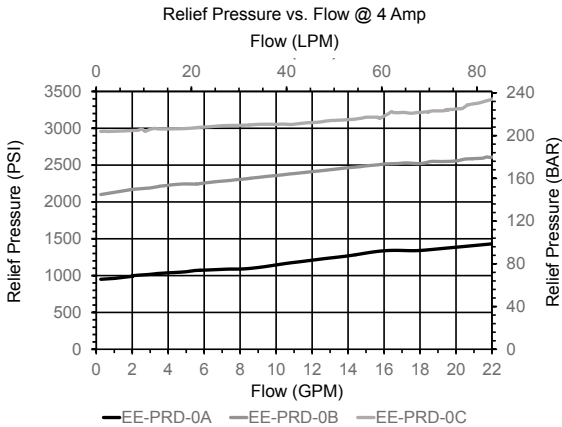


4484 Boeing Drive Rockford, IL 61109 • USA • Phone +1 (815) 397-6628 • Fax +1 (815) 397-2526  
mail: delta@delta-power.com • www.delta-power.com



Via Malavolti, 36 • 41122 Modena • ITALY • Phone +39 (059) 254895 • Fax +39 (059) 253512  
mail: tecnord@tecnord.com • www.tecnord.com

**DIMENSIONS**



(for bodies style and sizes see section "Accessories")

**ORDERING INFORMATION**

Approximate Coil Weight: .74 lbs (.33 kg)

<p><b>EE-PRD</b> - - - -</p> <p><b>OPTIONS</b></p> <p>Buna, 100-1020 PSI range    <b>0A</b></p> <p>Viton, 100-1020 PSI range   <b>VA</b></p> <p>Buna, 100-2175 PSI range    <b>0B</b></p> <p>Viton, 100-2175 PSI range   <b>VB</b></p> <p>Buna, 100-3000 PSI range    <b>0C</b></p> <p>Viton, 100-3000 PSI range   <b>VC</b></p>	<p><b>BODIES</b></p> <p><b>Blank</b> Without Body</p> <p><b>N</b> 3/8" BSP Ports</p> <p><b>S</b> #8 SAE Ports</p>	<p><b>VOLTAGE</b></p> <p><b>12</b> 12 VDC</p> <p><b>24</b> 24 VDC</p>
<p><b>"PJ" COIL TERMINATION</b></p> <p><b>JH</b> DIN 43650 (Hirschmann)</p> <p><b>JA</b> AMP Superseal</p> <p><b>JD</b> Deutsch DT04-2P</p> <p><b>JJ</b> AMP Jr. Timer</p>		

**WARNING:** the specifications/application data shown in our catalogs and data sheets are intended only as a general guide for the product described (herein). Any specific application should not be undertaken without independent study, evaluation, and testing for suitability.



4484 Boeing Drive Rockford, IL 61109 • USA • Phone +1 (815) 397-6628 • Fax +1 (815) 397-2526  
 mail: delta@delta-power.com • www.delta-power.com



Via Malavolti, 36 • 41122 Modena • ITALY • Phone +39 (059) 254895 • Fax +39 (059) 253512  
 mail: tecnord@tecnord.com • www.tecnord.com